

Fitting specification

Legend on back side

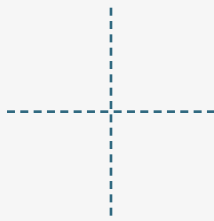
- Inquiry
- Order

Company/department

Contact _____

Tel./Fax/Email _____

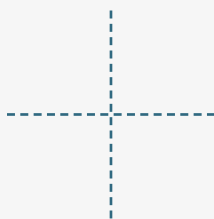
____ Units in SDR _____



In case of fittings for **Hydrant connection:**

- for **Flange hydrants** with reinforced VP-flange:
 - DN 80
 - DN 100
- for **Plug hydrants**
 - with smooth spigot end
 - with bayonet spigot end

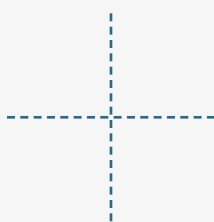
____ Units in SDR _____



In case of fittings for **Hydrant connection:**

- for **Flange hydrants** with reinforced VP-flange:
 - DN 80
 - DN 100
- for **Plug hydrants**
 - with smooth spigot end
 - with bayonet spigot end

____ Units in SDR _____



In case of fittings for **Hydrant connection:**

- for **Flange hydrants** with reinforced VP-flange:
 - DN 80
 - DN 100
- for **Plug hydrants**
 - with smooth spigot end
 - with bayonet spigot end

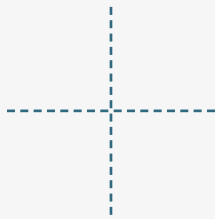
Remarks

Date

Signature

Fitting - Legend

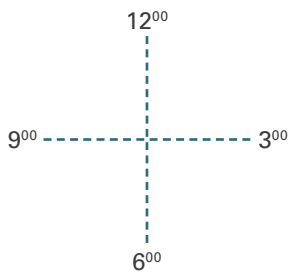
Units in SDR







In case of fittings for **Hydrant connection**:

- for **Flange hydrants** with reinforced VP-flange:
 - DN 80
 - DN 100
- for **Plug hydrants**
 - with smooth spigot end
 - with bayonet spigot end

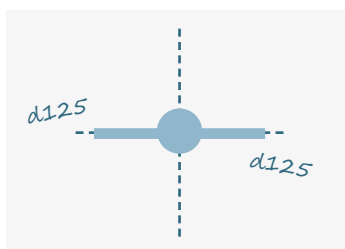
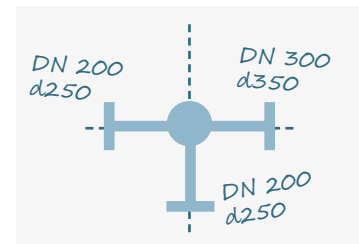
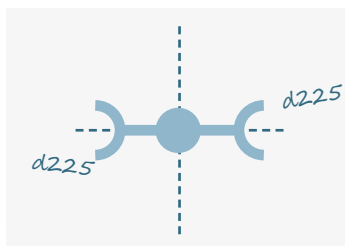
Axis alignment



Symbols for connections

-  Flange
-  Pipe spigot
-  REINOGRIP coupler
-  Hydrant connection

Ordering examples



without Hydrant connection

